

GAME MASTER CHEAT SHEET

INSTANT

START

(GIVE YOUR MOBILE PHONE WITH YOUR MISSION LOADED TO THE PLAYERS.)



LOCATION

QUEST

SOLUTION

PHASE 1		PUZZLE	02231
PHASE 2		QUIZ	97040
PHASE 3		DIALLING	43556
PHASE 4		SECRET ALPHABET	65910
PHASE 5		SCAVENGER HUNT	52343



TREASURE CHEST!

ENTER THE LOCATION OF THE TREASURE CHEST
IN THE "MISSION COMPLETE" TEXT.

IT WILL BE DISPLAYED AFTER PHASE 5 IS SOLVED.

GAME MASTER CHEAT SHEET

START

(GIVE YOUR MOBILE PHONE WITH YOUR MISSION LOADED TO THE PLAYERS.)



LOCATION

QUEST

SOLUTION

PHASE 1			
PHASE 2			
PHASE 3			
PHASE 4			
PHASE 5			

PHASE 1

(PHASES MUST BE COMPLETED IN ORDER. ONE. TWO. THREE. FOUR. FIVE.)

PREPARATION:



1. WRITE LOCATION 2 ON THE PUZZLE. LIKE THIS:
2. CUT OUT THE PIECES BELOW.
3. HIDE THEM IN LOCATION 1.
(IN AN ENVELOPE IF YOU WANT TO MAKE IT EASIER.)

THEN SEARCH HERE:

SOLUTION:

0 2 2 3 1

ENTER THE SOLUTION CODE FOR PHASE 1:

0 2 2 3 1

THEN SEARCH HERE:

OH NO!

THESE PUZZLE PIECES
ARE ALL MIXED UP!

HELP!

PHASE 2

- PREPARATION:
1. WRITE LOCATION 3 ON THE QUIZ.
 2. CUT OUT THE QUIZ. ✂
 3. HIDE IT IN LOCATION 2.

SOLUTION: 97040 (Explanations: "WHAT IS RED" contains 9 letters.
1+7-7+6 = 7. It never crossed the Atlantic ocean.
Four colors. "Zero.")

1. WHAT IS RED?
(COUNT THE LETTERS.)

—

2. DECLARATION OF INDEPENDENCE?

— + — - — + — = —

3. HOW OFTEN DID THE TITANIC
CROSS THE ATLANTIC OCEAN?

—

4. HOW MANY COLORS DOES THE
FLAG OF KUALA LUMPUR HAVE?


—

5. I HAVE FOUR LETTERS AND
I RHYME WITH "HERO".

—

THEN SEARCH HERE:

PHASE 3

- PREPARATION:
1. WRITE LOCATION 4 ON THE PUZZLE.
 2. CUT OUT THE PUZZLE. 
 3. HIDE IT IN LOCATION 3.

SOLUTION: 43556 (Explanation: The picture shows the code entry keypad of the Escape Team app. Dialing HELLO will lead to entering "43556".)

HELLO

	ABC	DEF	GHI	JKL	
MNO	PQRS	TUV	WXYZ		


THEN SEARCH HERE:

PHASE 4

- PREPARATION:
1. WRITE LOCATION 5 ON THE PUZZLE.
 2. CUT OUT THE PUZZLE. ✂
 3. HIDE IT IN LOCATION 4.

SOLUTION: 65910 (Explanation: The secret alphabet on the left can be used to translate the signs on the right into "SIX FIVE NINE ONE ZERO.")

- A ●
- B ★
- C ▬
- D ▼
- E ⊕
- F ○
- G ≡
- H ▱
- I ∴
- J ⊖
- K ◐
- L ∴
- M ✨
- N ◻
- O ⊗
- P ∴
- Q ◐
- R ▶
- S ▲
- T ∴
- U ▲
- V ▱
- W ▴
- X ◻
- Y ≡
- Z ◀



THEN SEARCH HERE:

PHASE 5

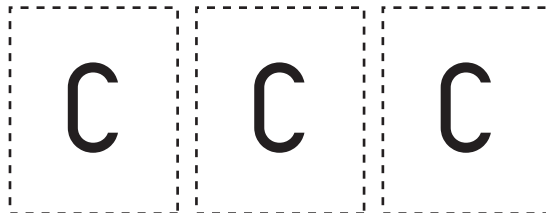
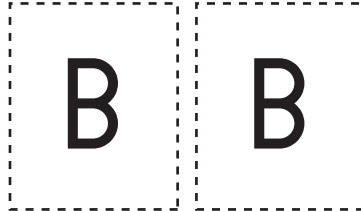

PREPARATION:

1. CUT OUT THE LETTERS. ✂
2. HIDE THEM INDIVIDUALLY IN LOCATION 5.
3. ENTER THE LOCATION OF THE TREASURE CHEST IN THE "MISSION COMPLETE" TEXT OF YOUR MISSION IN THE MISSION EDITOR.

SOLUTION:

5 2 3 4 3

(Explanation: The letters, scattered across the room, must be counted. There are 5 letters A, 2 letters B, 3 letters C, 4 letters D, and 3 letters E.)



ABCDE -
LET'S COUNT.